




Pharmacists in Action: Big Returns, Better Health

TOP PERFORMING INTERVENTIONS OF PHARMACISTS: RETURN ON INVESTMENT (ROI)




EMPLOYER PERSPECTIVE

- ROI up to **38.1%**
- Highest employer ROI: **\$14 per \$1 invested**

PAYER PERSPECTIVE

- ROI up to **504%**
- Highest payer ROI: **\$18.5 per \$1 invested**



TRANSITIONS OF CARE

504%




MEDICATION THERAPY MANAGEMENT (MTM)

**\$18.5 PER
\$1 INVESTED**

DISEASE MANAGEMENT

**\$9.64 PER
\$1 INVESTED**




THERE IS A POSITIVE RETURN ON INVESTMENT OF
PHARMACISTS' SERVICES PROVIDED IN OUTPATIENT SETTINGS.



Pharmacists in Action: Big Returns, Better Health

Return on investment of pharmacists' services among non-hospitalized patients: A scoping review

Armando Silva Almodovar^a, Bella Blankenship^b, Julia Miller^b, Mallory Trombetta^b, E. Michael Murphy^{b,c,*} 

^a PharmPix Corporation, San Juan, PR, USA

^b Division of Pharmacy Practice and Science, The Ohio State University College of Pharmacy, Columbus, OH, USA

^c American Pharmacists Association, Washington, DC, USA

KEY FINDINGS

- **Scope:** A review of 28 studies assessing pharmacist-led services for non-hospitalized patients
- **Settings:** Outpatient clinics, community pharmacies, and PCPs, mostly in the U.S.
- **Economic Perspective**
 - 22 studies from **payer** perspective
 - 6 studies from **employer** perspective
 - 2 studies also considered **societal** impact



TOP PERFORMING INTERVENTIONS

Service Type	Highest ROI Reported
Transitions of Care	504% (Matzke et al.)
Disease Management (CVD and Diabetes)	\$9.64 per \$1 (White et al.)
Pharmacist-Led Health App	\$4.3 per \$1 (Taber et al.)
MTM	\$18.5 per \$1 (Peasah et al.)
Pharmacists Embedded in Ambulatory Care	\$6.29 per \$1 (Bush et al.)