

RESIDENT DEMOGRAPHICS

October 2021

91%

of our apartments have a BIPOC head of household

70%

of our apartments have more than one bedroom

63%

of our residents are Female

84%

of our residents are Single

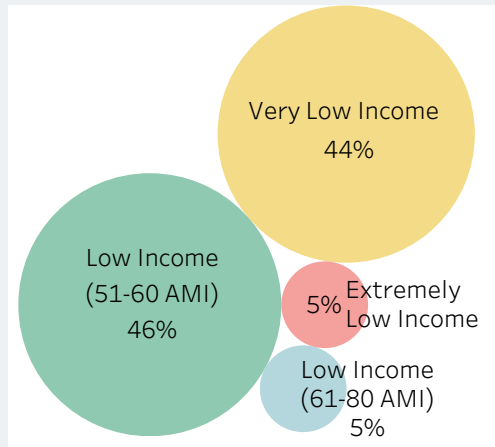
36%

of our residents are under 18

32%

of our residents have a rental subsidy

Types of rental apartments by income eligibility



Extremely Low Income is defined as a household with an income of less than 30% of AMI (\$23,400 for a family of 3)

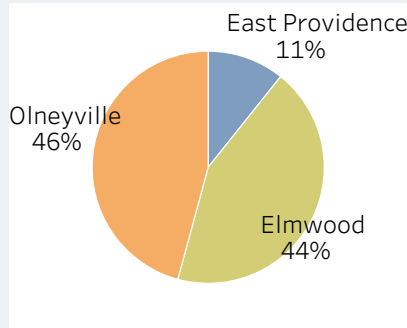
Very Low Income is a household with an income between 31% and 50% of AMI (\$38,950 for a family of 3)

Low Income (51-60 AMI) is a household with an income between 51% and 60% AMI. (\$46,740 for a family of 3)

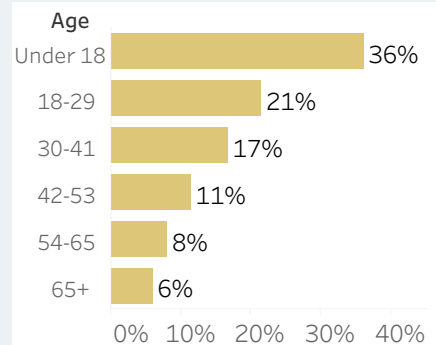
Low Income (61-80 AMI) is a household with an income between 61% and 80% AMI. (\$62,300 for a family of 3)

Apartment Locations

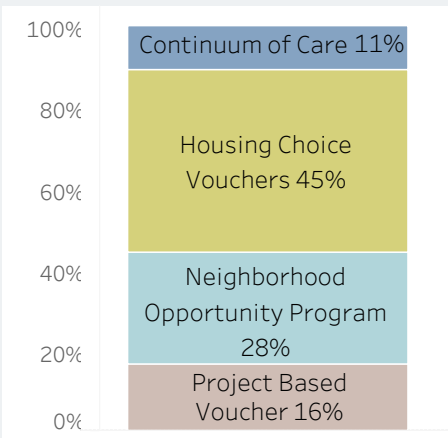
includes those currently in construction



Age of Residents

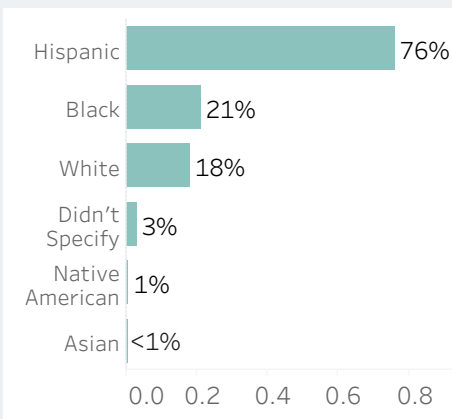


Rental Subsidy Types



Residents by Race and Ethnicity

based on head of household data



The neighborhoods where a majority of our apartments are located, Elmwood and Olneyville, have a Hispanic/Latinx population of 68% and 60% respectively. Black residents make up 18% and 13% of each neighborhood respectively.

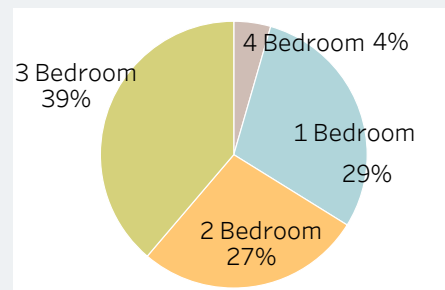
444

Total number of apartments currently owned by ONE|NB

1308

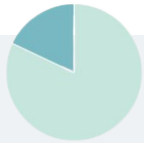
Current number of occupants

Bedroom Distribution





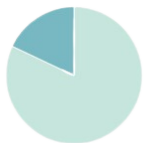
October 2021



In the past **5 years**, ONE | NB has:

Developed **135** new affordable homes

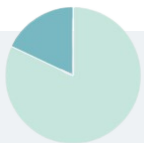
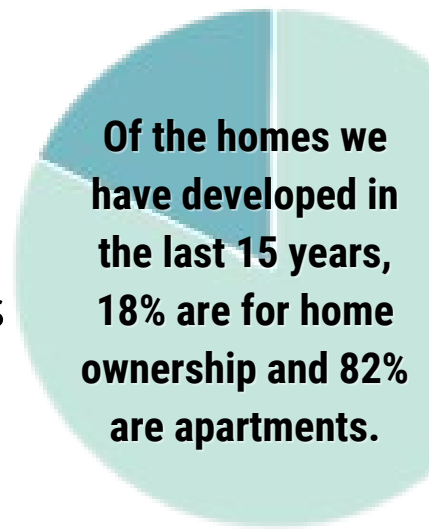
Preserved **64** affordable homes



In the past **15 years**, we have:

Developed **365** new affordable homes

Invested **\$96,800,000**



Since our **founding** in 1988, we have:

Developed **588** new affordable homes

Invested **\$133,746,000**