

**November 2023 Caseload Estimating Conference  
Public Health Emergency  
Monthly Redetermination**

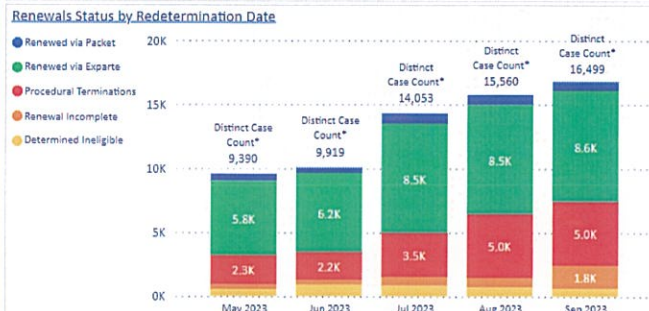
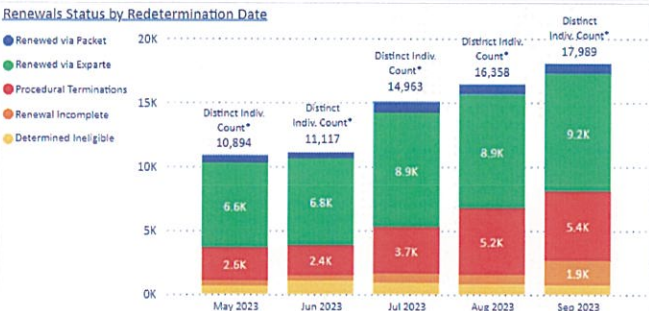
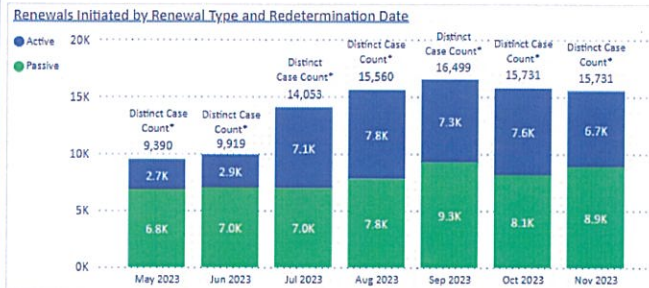
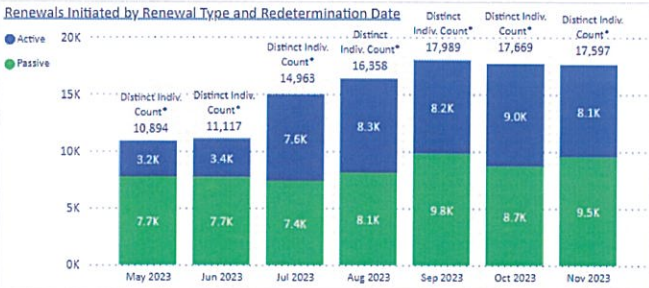
	April	May	June	July	August	September	October	November	December	January	February	March	April	May	June	July	August	Total
<b>Renewals Received</b>																		
Week 1																		
Week 2																		
Week 3																		
Week 4																		
<b>Renewals Denied</b>																		
<b>Average Processing Time</b>																		
<b>Total Renewals</b>		10,895	11,117	14,975	16,372	18,000	16,236	16,770	18,915	45,863	45,955	50,758	55,984	10,130	10,121	13,093	12,711	
<b>Total Terminations</b>		3,454	2,572	4,280	6,010													

Note 1. the 3,454 terminations associated with the May cohort lost coverage effective June 1.

Note 2. the September count is preliminary and does not reflect individuals who returned within the month of October and so would not have a gap in coverage.

CY	Cohort	Individuals			Cases			
		MAGI	Non-MAGI	Total	MAGI	Non-MAGI	Total	
2023	May	10,895	-	10,895	9,391	-	9,391	
	June	11,117	-	11,117	9,919	-	9,919	
	July	10,425	4,550	14,975	9,642	4,467	14,109	
	August	13,817	2,555	16,372	13,104	2,505	15,609	
	September	13,612	4,368	18,000	12,316	4,297	16,613	
	October	12,172	4,064	16,236	10,516	3,982	14,498	
	November	12,842	3,928	16,770	10,940	3,846	14,786	
	December	13,175	5,740	18,915	12,031	5,551	17,582	
	2024	January	43,282	2,581	45,863	17,091	2,542	19,633
		February	43,700	2,255	45,955	17,476	2,220	19,696
		March	48,202	2,556	50,758	18,443	2,521	20,964
		April	53,853	2,131	55,984	20,519	2,089	22,608
May*		9,764	366	10,130	8,004	363	8,367	
June*		9,764	357	10,121	8,271	353	8,624	
July*		9,421	3,672	13,093	8,010	3,619	11,629	
August*		10,619	2,092	12,711	9,345	2,052	11,397	
<b>Grand Total</b>		<b>296,962</b>	<b>34,918</b>	<b>331,877</b>	<b>166,715</b>	<b>34,382</b>	<b>201,097</b>	

\*Redeterminations after April 2024 represent members who were newly eligible (post-unwinding) or already renewed during the first few months of the unwinding and are approaching their regularly scheduled annual review.



November 2023 Caseload Estimating Conference  
 Public Health Emergency  
 Total Terminations by Eligibility Group

	April	May	June	July	August	September	October	Total
							Preliminary	
							November	
							December	
							January	
							February	
							March	
							April	
							May	
							June	
							July	
Children and Families	640	575	741	568	653	970		
Children with Special Healthcare Needs	15	30	18	12	30	35		
Expansion	410	475	2,587	1,846	3,098	4,698		
Aged, Blind, and Disabled	109	84	108	146	499	307		
<b>Total Terminations</b>	<b>1,174</b>	<b>1,164</b>	<b>3,454</b>	<b>2,572</b>	<b>4,280</b>	<b>6,010</b>		

