

Rhode Island Report on PSAT™ 10 & SAT®

Sixth Annual Rhode Island Education
Summit

John Fallon, Exec. Dir. System Partnerships



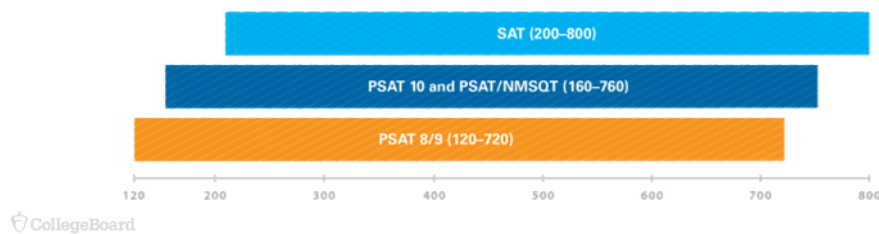
SAT Structure and Scores



SAT Structure and Scores

- Overall, in terms of content and technical characteristics, the SAT is well aligned to meet state accountability needs
 - College and Career Ready Benchmarks
 - Vertical scale supporting various growth models
 - Content alignment studies

Test & Section Scores are placed on a vertical scale.



3

Accommodations

- Ensuring fairness and validity
 - Historically, College Board has focused on validity
 - Because of input from states, we have recently expanded our allowable accommodations
 - School-based testing has changed the policies around accommodation approvals as well
- Access is the goal; accommodations level an “uneven playing field” allowing all students to participate in the opportunity
- Typically, empirical evidence to support accommodations policy is scarce
 - Decisions made at the student level (for example IEP or 504 plans that include educator, parent, and specialists’ input) that have specific plans for standardized testing are best
 - College Board works with states to create a crosswalk between our systems and state policy

Rhode Island SAT Outcomes

- RIDE assessment policy for state-wide testing has increased participation and increased the number of college and career ready students with the credentials needed to apply to Rhode Island colleges and universities
- Results are comparable (on percentage basis) to increases in Connecticut, New Hampshire, and Maine that began using SAT state-wide with the class of 2017.

SAT	Rhode Island Students	Meeting Both CCR Benchmarks	Meeting ERW Benchmark	Meeting Math Benchmark
Class of 2018	8,382	2,766	4,778	2,934
Class of 2017	5,806	2,438	4,006	2,554
Class of 2016	6,321	2,085	n/a (old SAT)	n/a (old SAT)

Rhode Island PSAT 10th Grade Outcomes

Rhode Island is currently the only New England state that supports PSAT 10 for all students; others fund the 10th grade assessment for specific districts or as an optional assessment

- RIDE assessment policy for state-wide testing has nearly doubled the participation of 10th grade students in PSAT/NMSQT or PSAT 10
- Through PSAT participation, Rhode Island students are getting early information on their progress, readiness for AP and dual enrollment courses, and access to college and career planning resources.

PSAT taken in 10 th grade	Rhode Island Students	Meeting Both CCR Benchmarks	Meeting ERW Benchmark	Meeting Math Benchmark
Class of 2019	8,673	2,689	4,857	2,949
Class of 2018	4,824	1,833	2,894	2,026
Class of 2017	3,970	1,588	n/a (old PSAT)	n/a (old PSAT)

Who Uses the SAT Suite of Assessments?

The College Board partners with several states and hundreds of school districts in the administration of large-scale assessments.

Ten States Administer SAT Statewide:

- Colorado, Connecticut, Delaware, Idaho, Illinois, Maine, Michigan, New Hampshire, and Rhode Island

States Using SAT for Federal Accountability

- Connecticut, Delaware, Illinois, Maine, Michigan, and New Hampshire, (SAT)
- **Rhode Island (SAT and PSAT 10)**
- West Virginia (SAT beginning spring 2018)
- Colorado (PSAT 10)

States with legislation allowing districts to choose SAT for high school accountability

- Oklahoma, Minnesota, South Carolina, Tennessee

Why do States Use the SAT Suite of Assessments?

Statewide testing

- States, districts, and schools receive detailed data reports including all scores and item level performance for each student allowing for the state to use the data in a variety of accountability systems
- Students receive the benefits of fee-waiver programs for future exams and college applications, free personalized practice and scholarship opportunity
- A growing body of evidence shows offering the SAT at no cost to students during the school day propels more students into college. Research shows that when Maine replaced its high school statewide assessment with the SAT, 4-year college-going rates increased by 2-3 percentage points overall.

Relevance leads to increased participation and opportunity

How Does the PSAT 10 and SAT School Day Support Rhode Island Students and Educators?

An overview of free resources that connect these assessments to classroom instruction and career guidance in Rhode Island

Teacher Implementation Guide

[Modularized PDFs Available Online](#)

Purpose:

- Explain to teachers and curriculum specialists the reasoning and goals behind the redesign of the SAT
- Describe the structure and content of the redesigned SAT and key changes to the assessment
- Provide practical, actionable, classroom-related information to help teachers work with students to prepare for SAT



Professional Development Modules

A set of resources that allows the user to deliver a professional development presentation to a variety of audiences



Each module includes:

- A PowerPoint Presentation
- A Facilitator's Guide, which includes:
 - Introduction
 - Table of Contents
 - Presentation Suggestions for Time Allotted
 - Suggested Discussion Points
 - Handouts

Skills Insight for the SAT Suite

<https://collegereadiness.collegeboard.org/pdf/skills-insight-sat-suite.pdf>

Academic Skills at Each Score Band and Suggestions for Improvement

Reading — Academic Skills

SCORE RANGE 4–14

Students in this score band are beginning to understand the basic foundational skills to be college ready.

SCORE RANGE 15–19

A typical student in this score band can do the following:

- Read a moderately challenging passage closely to identify explicitly stated details or ideas.
- Identify the central idea or theme of a passage that has a single, clear purpose.
- Identify a single relationship between information, ideas, or points included in a passage (e.g., recognizing a point, counterpoint, comparison, contrast, or sequence).
- Observe the meaning of a relatively common word or phrase using their context clues (W).
- Recognize a straightforward similarity or difference in point of view from a single perspective.
- Locate data or make a simple accurate interpretation of data in an informational passage, such as a table, graph, or chart, by comparing to the data of the clearly identified data represented by the graph or table (E).

SCORE RANGE 20–24

A typical student in this score band can do the following:

- Read a moderately challenging passage closely to draw a reasonable inference.
- Determine the central idea or theme of a passage that has a single, clear purpose, and identify the author's main point or purpose.
- Determine the central idea or theme of a moderately challenging passage.
- Determine a straightforward relationship between the details, ideas, or points included in a passage (e.g., identifying a comparison, contrast, or sequence).
- Determine the meaning of a common high-utility vocabulary word or phrase, especially when that word or phrase is used in a way that differs from its meaning in a general context (W).
- Determine the high-level point of view of an author's text and identify a reasonable inference (E).
- Identify the main point of view of an author's text and identify the author's purpose in a moderately challenging informational passage.



- Skills Insight demonstrates how the SAT Suite of Assessments is linked to the knowledge and skills taught in the classroom.
- Educators can use Skills Insight to see the academic skills typically mastered at each score band and develop strategies for improvement.
- Use the Scores by Institution and/or the Scores by Demographic reports find the percent of students in each score band.
- Skills Insight also provides actionable suggestions for improving skills that help students gain additional practice.

Free, Official SAT Practice Through Khan Academy®

satpractice.org

CollegeBoard



Full Length Practice Tests

Eight official practice tests, with more to come, plus revision assistance and automatic scoring for the SAT Essay, and study and test-taking tips



Video Lessons

Easy-to-follow videos explain problems step-by-step



Interactive Problems & Instant Feedback

Get hints, explanations and constant progress updates to know where you stand



Daily Practice App

More practice available on your phone featuring questions of the day plus the ability to ease the Scan and Score feature

TIFFANY'S PATH TO SUCCESS


SEND SCORE DATA



COLLEGE BOARD

KHAN ACADEMY

PERSONALIZED LEARNING ROADMAP



OFFICIAL SAT PRACTICE TESTS

WITH SCORING FOR PAPER & PENCIL

POWERED BY SCHOOLS, EDUCATORS, COMMUNITY GROUPS

CONTINUOUS PRACTICE



SUCCESS!

CollegeBoard

User Data



Active User

anyone who completes at least one problem using Official SAT Practice on Khan Academy

200,000

active users in any given week (higher the week before the exam)

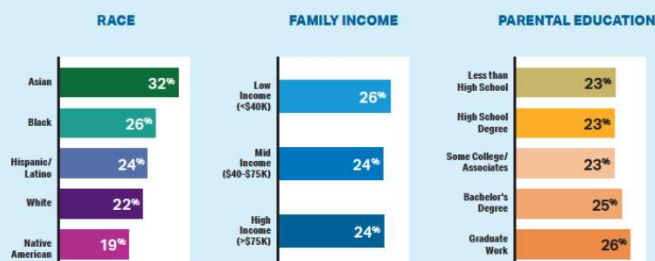
44

minutes/week

the average active user spends this amount of time using Official SAT Practice

Usage Is Consistent Across Demographics

Roughly Equal Usage of Official SAT® Practice by Race, Family-Income Level, and Parental Education Level
The percentage of the SAT test-taking population subgroup that linked their College Board & Khan Academy® accounts.



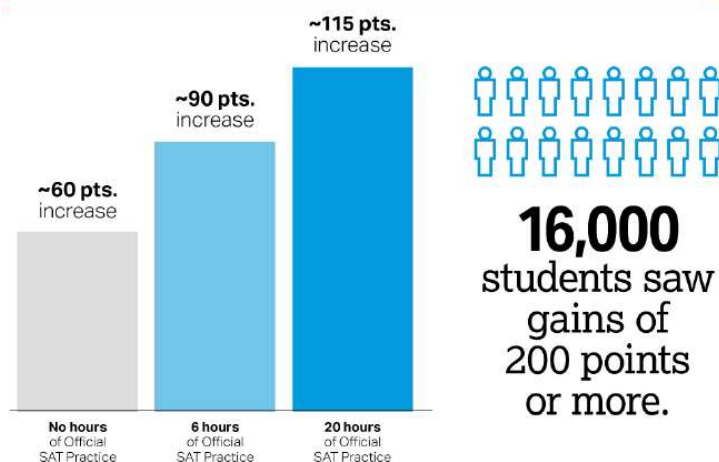
Data reflect students from the high school graduating class of 2017 who took the October 2015 PSAT/NMSQT® and the new SAT through January of 2017, and the percentage within each subgroup who linked their College Board and Khan Academy accounts.

© 2017 The College Board. PSAT/NMSQT is a registered trademark of the College Board and National Merit Scholarship Corporation. Khan Academy is a registered trademark in the United States and other jurisdictions. 80773-003



SAT Score Improvements and Official SAT Practice

Average number of points gained from PSAT/NMSQT® to SAT is linked to hours spent practicing on Khan Academy®



Based on 250,000 students from the Class of 2017

Practice advanced students regardless of gender, race, income, and high school GPA

CollegeBoard

Official SAT Practice on Khan Academy

Usage in Rhode Island as of October 18th, 2017

26% of Rhode Island Students Have Linked Accounts

17 districts have linked 20% or more students


CollegeBoard

18

**I think Official SAT
Practice is going to give
them hope. We're calling
it practice, but I think it is
hope.**


John Barnhill
Assistant Vice President
Florida State University


 CollegeBoard

 ROADTRIP
NATION

Sign In

Roadmap to Careers

Powered by  CollegeBoard



ROADMAP TO CAREERS

Start Exploring

Start with your interests—your future will follow

Visit: collegeboard.roadtripnation.com

Goals for Roadmap to Careers



Motivate

Inspire college readiness for students



Prepare

Ensure prerequisite courses are completed



Expose

Open students' eyes to new opportunities

Students Choose Their Three Core Interests And Receive a Personalized Journey

The student roadmap

The Roadmap

- Communicating / Sharing Stories
- +
- Technology +
- Entrepreneurship

= Your Roadmap

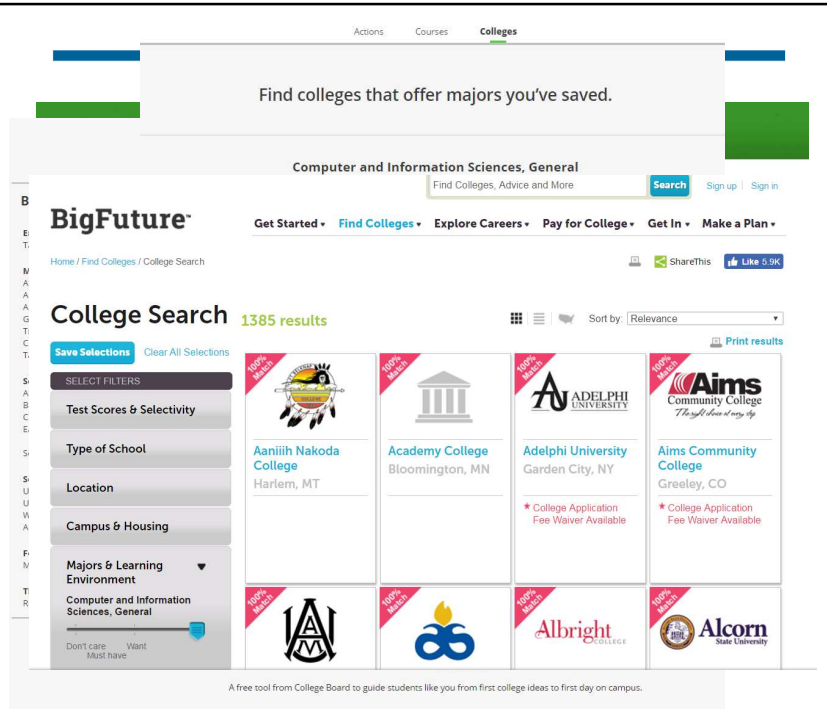


Nice! You just created your Roadmap. It's your unique combination of interests, and it'll guide you as you explore.

Continue

Connect To Big Future™

Based on their areas of interest, students receive a list of suggested high school courses, college majors, and which colleges offer certain majors



Find colleges that offer majors you've saved.

Computer and Information Sciences, General

Find Colleges, Advice and More

BigFuture™

Get Started • Find Colleges • Explore Careers • Pay for College • Get In • Make a Plan •

Home / Find Colleges / College Search

ShareThis Like 5.9K

College Search 1385 results

Save Selections Clear All Selections

SELECT FILTERS

Test Scores & Selectivity

Type of School

Location

Campus & Housing

Majors & Learning Environment

Computer and Information Sciences, General

Don't care Must Have

Print results

A free tool from College Board to guide students like you from first college ideas to first day on campus.

AP Low Income Student Exam fees

- From 1998 to 2016, the federal government dedicated funding to offset the cost of AP Exams for low-income students under Title I Advanced Placement Test Fee Program.
- Beginning in 2017, the Every Student Succeeds Act (ESSA) eliminated this program

- The College Board strongly recommends that RIDE continue the policy of reducing the cost of AP exams for low-income students; funding is needed
- Approximately **2,000 exams** taken by RI public school students in 2017
- In 2017, RIDE was able to allocate \$38 per low-income AP Exam to reduce the cost to **\$15 per student***
- RIDE has communicated its intent to defray the cost of AP Exams for all eligible students. The FY 2018 state budget did not include any funds solely for this purpose.
- An estimated **2,581** AP low-income exams will be taken in RI public schools in 2018 meaning about **\$98,078** will be required to reduce all low-income exams to \$15.
- *AP exam fees are \$94 per exam. This RIDE program is in addition to a \$32 fee reduction provided by the College Board and \$9 that most schools allocate from their school rebate